


We Make Quality And Trust



H A R I H A R

Manufacturer & Exporter of All Type Sheet Metal Machinery



- Prover Press Machine C & H Type
- C & H Typer Hydraulic Power Press
- Mecahnical Under Crank Shearing Machine & Hydraulic

- Hydraulic Shearing Machine
- Pneumatic Power Press Machine
- Hydraulic Press Brake Machine
- Incredible Power Machine



H A R I H A R



20 YEARS OF EXPERIENCE

“Harihar Press Machine” is a well reputed company established in the year 2001. We are an eminent manufacturer, retailer, supplier and exporter of C Type Power Press Machine, H Type power press machine, Hydraulic power press machine, Incredible power press Machine, Hydraulic Shearing Machine, Deep drawing machine, Mechanical Shearing Machine, Hydraulic Press Brake Machine and special propose machine (SPM) .Our high range, best quality and easily affordable varieties of machines are highly demand by their users. These machine are verified and quality approved.

With the guidance and experience of our mentor, ‘Mr. Rasikbhai Davda’, our company has strengthen its position in the market. His 25 years of excellent knowledge, business skills and hard work in this field have created a brand name over other leading companies. His ethical business practice has not only motivated the company employees but has even led the organization to reach to its height.



OUR TEAM

Our team consist of expert and proficient professionals, which is extremely hard-working and dedicated. These professionals have in-depth knowledge and a great zeal to do work more efficiently. Further, they ensure the best quality of manufacturing these machine and component by attending regular training provided by the organization. We have a fully committed and dynamic team, which works in coordination with each other and has helped the company to face all the tough challenges and competition.

Our Team Includes Following Personnel:

- Technicians
- Engineers
- Quality analyst
- Management personnel
- R&D professionals



H A R I H A R

WHY US?

We are having a 20+ years of experience in the field of manufacturing and supplying of sheet metal machinery. All our function from manufacturing till final stage of production presents a transparent profile to our customers. Our all type sheet metal machinery are available at an economical rate. The organization offers best quality approved products to the customers.

Some of the features that distinguish us from others are:



- Use of genuine Material.
- We make Quality work.
- Customer Satisfaction is our motto.
- Prompt after sales services.
- We also manufacturing customize Press.
- Competitive Prices.
- Delivery (Schedule) on time.
- Our Sales & Services completely Uniform and Fully Integrated set of solution.



H A R I H A R

CAPACITY
3 TONS TO 200 TONS

We make also power press as per customers requirements.



HIGHLY PRECISION
HEAVY DUTY FULLY STEEL BODY
POWER PRESS
MACHINE



H A R I H A R



Tonnage	3 Ton	5 Ton	10 Ton	20 Ton	30 Ton	40 Ton	50 Ton	60 Ton	80 Ton	100 Ton	150 Ton	200 Ton
Crank Shaft Diameter	45	51	60	76	83	83	100	100	120	130	150	160
Stroke Adjustment	13-25	5-38	5-51	10-75	10-75	10-75	12-100	12-100	12-112	12-125	12-140	12-152
Slide Adjustment	20	25	25	25	25	25	40	40	40	50	50	60
Hole in Ram	25.4	25.4	25.4	32	38	38	45	51	51	51	62	62
Hole in Bed	64	72	82	95	100	100	152	175	175	200	200	200
Bed Size	305 x 153	340 x 200	410 x 250	510 x 300	560 x 380	610 x 380	660x 406	710 x 460	810x 560	850 x 600	912 x 632	1000 x 700
Depth of Throat	75	100	125	150	190	190	200	230	250	300	325	350
Distance bed to Ram	150	180	270	350	360	360	400	450	450	480	475	500
Fly Wheel Diameter	300	380	460	610	650	675	710	750	800	865	912	1140
Strokes Per Minute (single gear)	85	82	72	60	55	50	50	45	43	40	30	30
Strokes Per Minute (Double gear)	-	-	-	50	45	38	38	35	35	35	-	-
Motor H.P.	0.5	1	1.5	2	3	5	5	7.5	7.5	10	15	20
Floor to Bed	570	700	732	770	800	800	825	910	910	910	910	910
Length	545	648	660	900	970	1000	1250	1250	1270	1400	1500	2190
Width	485	690	710	915	900	950	1120	1200	1524	1650	1850	2050
Height	1244	1700	1830	2080	2190	2250	2460	2600	3000	3700	3500	3250
Weight Kgs. (Approx)	150	315	560	1025	1410	1600	2420	2800	3800	5100	6000	8000

N B : The Above Specification are in mm only

1. Subject to modification & improvement without any notice.
2. We reserve all the rights to make changes in the specification without any prior notice to meet with contemplated better performance of the machine.

We make quality and trust

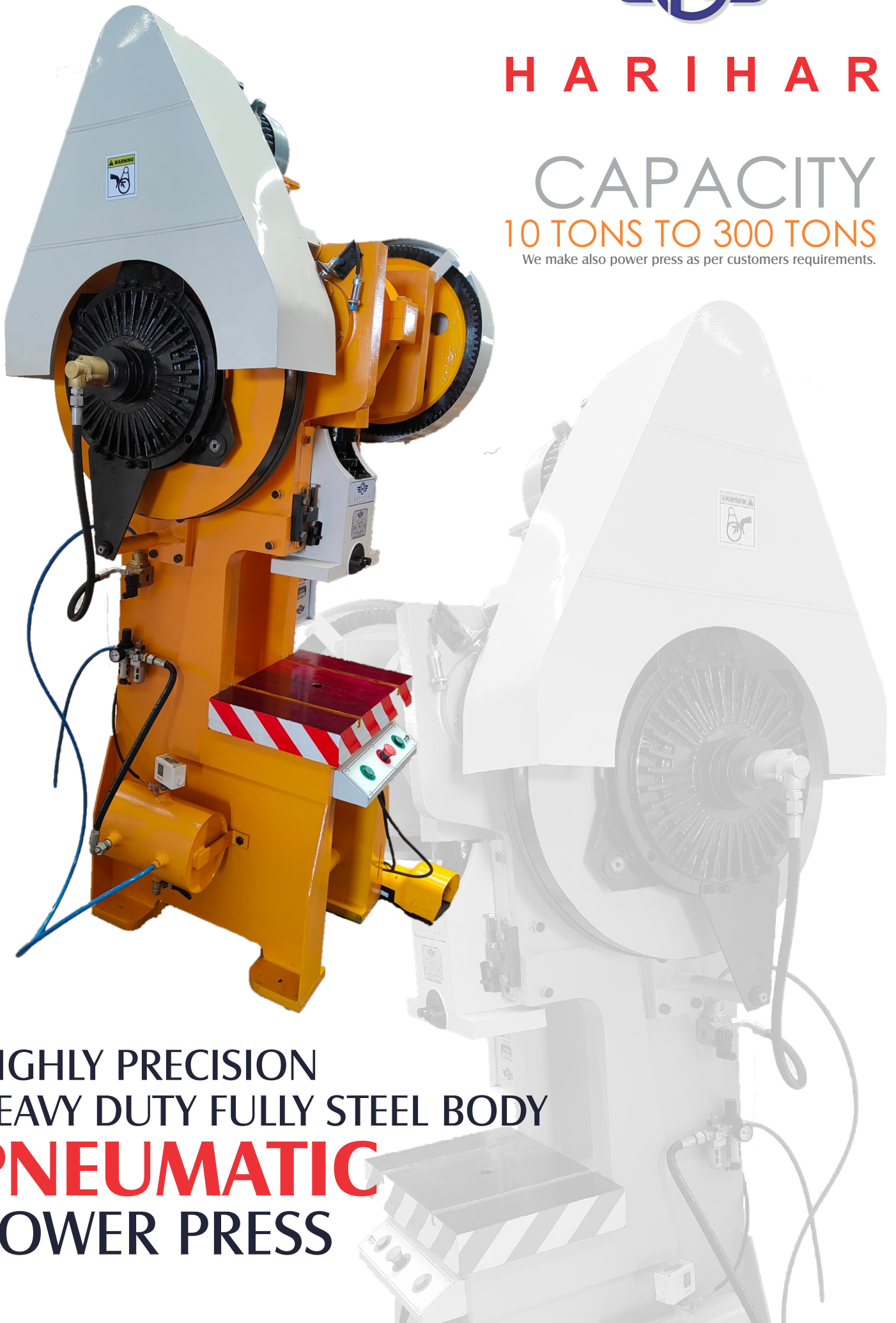
AN ISO 9001 : 2008 CERTIFIED COMPANY



H A R I H A R

CAPACITY
10 TONS TO 300 TONS

We make also power press as per customers requirements.



HIGHLY PRECISION
HEAVY DUTY FULLY STEEL BODY
PNEUMATIC
POWER PRESS



H A R I H A R

Standard Accesories

- Two Hand Push Button Controlled
- Operator Control Panel Board (Off, Inch, Single & Continues Stock)
- Foot Switch Operation
- Manual Lubrication System



Tonnage	10 Ton	20 Ton	30 Ton	40 Ton	50 Ton	60 Ton	80 Ton	100 Ton	150 Ton	200 Ton
Crank Shaft Diameter	60	76	83	83	100	100	120	130	150	160
Stroke Adjustment	5-51	10-75	10-75	10-75	12-100	12-100	12-112	12-125	12-140	12-152
Slide Adjustment	25	25	25	25	40	40	40	50	50	60
Hole in Ram	25.4	32	38	38	45	51	51	51	62	62
Hole in Bed	82	95	100	100	152	175	175	200	200	200
Bed Size	410 x 250	510 x 300	560 x 380	610 x 380	660x 406	710 x 460	810x 560	850 x 600	912 x 632	1000 x 700
Depth of Throat	125	150	190	190	200	230	250	300	325	350
Distance bed to Ram	270	350	360	360	400	450	450	480	475	500
Fly Wheel Diameter	460	610	650	675	710	750	800	865	912	1140
Strokes Per Minute (single gear)	72	60	55	50	50	45	43	40	30	30
Strokes Per Minute (Double gear)	-	50	45	38	38	35	35	35	-	-
Motor H.P.	1.5	2	3	5	5	7.5	7.5	10	15	20
Floor to Bed	732	770	800	800	825	910	910	910	910	910
Length	660	900	970	1000	1250	1250	1270	1400	1500	2190
Width	710	915	900	950	1120	1200	1524	1650	1850	2050
Height	1830	2080	2190	2250	2460	2600	3000	3700	3500	3250
Weight Kgs. (Approx)	560	1025	1410	1600	2420	2800	3800	5100	6000	8000

N B : The Above Specification are in mm only

1. Subject to modification & improvement without any notice.

2. We reserve all the rights to make changes in the specification without any prior notice to meet with contemplated batter performance of the machine.

We make quality and trust



H A R I H A R



**HIGHLY PRECISION
HEAVY DUTY
C & H TYPE HYDRAULIC
POWER PRESS**

CAPACITY
10 TONS TO 200 TONS
We make also power press as per customers requirements.



H A R I H A R

Standard Accessories :

- Variable Stroke Adjustment with Limit Switch / Movable Foot Switch / Stroke Counter
- Main Drive Motor / Power Pack with all Hydraulic Component

Machine Operating System :

- Electrical Control Panel / Auto Mode / Inching Mode / Manual Mode / Emergency Switch

Optional Accessories :

- Photo safety Guard / Die Clamping / Die Cushion / PLC System with HMI

Tonnage	10 Ton	20 Ton	30 Ton	40 Ton	50 Ton	60 Ton	80 Ton	100 Ton	150 Ton	200 Ton
Cylinder ROD Diameter	70	90	100	100	110	120	140	170	190	210
Stroke Length	100mm	100mm	125mm	125mm	125mm	150mm	180mm	180mm	200mm	200mm
Ram Adjustment	25mm	25mm	30mm	35mm	35mm	40mm	50mm	50mm	50mm	50mm
Hole in Ram	25.4	32	38	38	45	45	51	51	62	62
Hole in Bed	82	95	100	100	152	152	175	200	200	200
Length X Width of Bed Size	400 x 250	460 x 300	560 x 380	630 X350	660 X406	710 X460	762 x 505	850 x 600	912 x 632	1000 x 700
Depth of Throat	125	150	190	175	200	230	250	300	325	350
Distance bed to Ram	235	300	325	350	375	360	450	475	475	500
No. of Stroke per 1 INCH Length	60	60	60	50	50	40	30	30	30	30
Floor to Bed	732	770	800	800	825	825	910	910	910	910
Length	660	900	970	1000	1250	1250	1270	1400	1500	2190
Width	710	915	900	950	1200	1120	1524	1650	1850	2050
Height	1830	2080	2190	2250	2600	2460	3000	3700	3500	3250
Motor H.P.	2	3	3	5	5	7.5	7.5	10	15	20
Oil Tank(Ltr)	55	70	150	150	200	300	400	450	500	500
Weight Kgs. (Approx)	500	900	1200	1750	2000	2200	3000	4000	5000	8000

N B : The Above Specification are in mm only

1. Subject to modification & improvement without any notice.


2. We reserve all the rights to make changes in the specification without any prior notice to meet with contemplated better performance of the machine.

We make quality and trust

AN ISO 9001 : 2008 CERTIFIED COMPANY



H A R I H A R



MECHANICAL
UNDER CRANK
SHEARING MACHINE
685X2MM TO 3125X4MM



H A R I H A R

HARIHAR Brand Steel Body Geared operated Shearing Machine are designed and parallel sheet cutting. The Machine is applicable to M.S., S.S., Copper, Brass, Aluminum, CRC, P.S.B. etc. cutting industries. It is also applicable to manufacturers of Electric stamping, Automobiles, Tin Drum Barrel, Control Panels and Boards, Steel Furniture, Tube light patties, Fabricators & Kitchenware items etc.

- SIDE FRAMES** : Are of steel Plates designed for maximum rigidity to eliminate deflection and to with stand continuous high speed performance at fully capacity
- RAM (UPPER BEAM)** : Is of solid steel plate and additional ribs on back side the ram adds to its strength, carrying the upper knife. Its maximum weight ensure lesser load on the bearing. The ram moves in accurate machined guide-ways to avoid deflection. for smooth running and maintain the proper strength of the upper knife.
- TABLE** : Is of closed box type steel fabricated, which forms a rigid backbone for the shear and a solid backing for the lower knife. additional ribs, under the table adds to its strength.
- BLADE** : Is four edged Hc HCR provided for longer tool life.
- CRANK SHAFT & FLYWHEEL SHAFT** : Is of best Steel, accurately machined and runs in gun metal bearing and all other installed in gun metal bearings.
- HOLD DOWN** : Is of Steel fabricated spring loaded ensures uniform pressure through out the cutting length without any slipping irrespective to the sheet.
- ROLLING KEY CLUTCH** : Made of EN-24 steel for positive engagements and continous operation having three key way. Single revolving key system in incorporated in the machine ensuring easy and efficient working of the machine.
- DRIVE** : Is through "B" Belts on the fly Wheel and other chain of job cut gear for smooth running and longer life.
- BRAKE** : Constant Spring Loaded adjustable brake is provided.
- LUBRICATION** : For sufficient Lubrication oil cups and oil points are provided.
- STANDARD ACCESSORIES** : Gear & Wheel Guard, Hand Operated Back Gauge, Manual Lubrication System, T-slot Front Supporters, Font Gauge, Hydraulic Hold Down & Instruction Manual.
- OPTIONAL ACCESSORIES** : Automatic Lubrication System, Electrical consist of Electric Motor, Control Panel, V-Belts, Stroke Counter, Ball Roller or Ball Transfer, N.C. Back Gauge, Extension Squaring Am.Foundation Bolts, Motorized Back Gauge with D.R.O.

MODEL	CUTTING CAP. IN MS LENGTH X THICKNESS	STROKE PER MINUTE	TABLE HEIGHT	TABLE WIDTH	FRONT GAUGE	REAR GAUGE	MOTOR HP / KW	BLADE LENGTH X WIDTH X THICK	OVERALL DIMENSION IN MM (APP)		
									LENGTH A	WIDTH B	HEIGHT C
HSUG-1	685 X 2	55	700	300	600	600	2 / 1.5	610 X 63 X 12	1250	1000	1100
HSUG-2	1000 X 2	55	700	300	600	600	2 / 1.5	1000 X 63 X 12	1700	1000	1100
HSUG-3	1270 X 2	55	750	350	600	600	3 / 2.2	1270 X 63 X 12	2000	1500	1200
HSUG-4	1525 X 2	55	750	350	600	600	3 / 2.2	1525 X 63 X 12	2300	1500	1200
HSUG-5	2030 X 2	55	750	400	600	600	3 / 2.2	2030 X 63 X 14	2700	1600	1200
HSUG-6	2540 X 2	55	800	400	600	600	5 / 3.7	2540 X 63 X 14	3200	1600	1200
HSUG-7	3125 X 2	55	800	400	600	600	5 / 3.7	3125 X 63 X 14	3800	1600	1200
HSUG-1	685 X 4	50	750	350	600	600	3 / 2.2	610 X 63 X 14	1300	1400	1200
HSUG-2	1000 X 4	50	800	350	600	600	5 / 3.2	1000 X 63 X 14	1750	1400	1200
HSUG-3	1270 X 4	50	800	400	600	600	5 / 3.7	1270 X 63 X 14	2050	1500	1200
HSUG-4	1525 X 4	50	900	450	600	750	5 / 3.7	1525 X 75 X 18	2350	1700	1300
HSUG-5	2030 X 4	50	900	450	600	750	7.5 / 5.6	2030 X 75 X 18	2750	1700	1300
HSUG-6	2540 X 4	50	900	450	600	750	10 / 7.7	2540 X 75 X 18	3300	1800	1350
HSUG-7	3125 X 4	40	900	450	600	750	15 / 11.2	3125 X 75 X 18	3900	1800	1350

N B : The Above Specification are in mm only

1. Subject to modification & improvement without any notice.
2. We reserve all the rights to make changes in the specification without any prior notice to meet with contemplated batter performance of the machine.

We make quality and trust



H A R I H A R



Variable Rake Angle
Hydraulic Shearing
Machine



H A R I H A R

MODEL	CUTTING LENGTH (M.M.)	NORMAL RAKE ANGLE (M.S.)	MAXIMUM RAKE ANGLE (M.S.)	NOMINAL RAKE ANGLE (S.S.)	MAXIMUM RAKE ANGLE (S.S.)	VARIABLE RAKE ANGLE	STROKEESH/ MINUTE ATMIN.&M MAX. RAKE ANGLE	HOLD DOWNS	POWER H.P.	PACKING DOMENSON M.M (L x W x H)
HHSM-315	1500	3	4	1	2	0.5-3	26\13	9	5	2250 X 1850 X1950
HHSM-320	2000	3	4	1	2	0.5-3	24\12	11	5	2750 X 1850 X1950
HHSM-325	2500	3	4	1	2	0.5-3	22\11	13	5	3200 X 1850 X1950
HHSM-330	3000	3	4	1	2	0.5-3	20\10	17	7.5	3700 X 1850 X1950
HHSM-415	1500	4	6	2	3	0.5-3	30\15	9	5	2250 X 1850 X2050
HHSM-420	2000	4	6	2	3	0.5-3	27\12	11	5	2750 X 1850 X2050
HHSM-425	2500	4	6	2	3	0.5-3	26\12	13	7.5	3300 X 2250 X2400
HHSM-430	3000	4	6	2	3	0.5-3	25\10	17	10	3700 X 2250 X2400
HHSM-440	4000	4	6	2	3	0.5-3	15\6	21	7.5	4700 X 2250 X2400
HHSM-450	5000	4	6	2	3	0.5-3	10\4	25	10	5700 X 1900 X2100
HHSM-460	6000	4	6	2	3	0.5-3	8\2	30	12.5	6700 X 1400 X2100
HHSM-615	1500	4	6	2	3	0.5-3	20\10	9	7.5	2250 X 1900 X2100
HHSM-620	2000	6	8	3	4	0.5-3	20\10	11	7.5	1750 X 1900 X2100
HHSM-625	2500	6	8	3	4	0.5-3	20\10	13	10	3300 X 2250 X2500
HHSM-630	3000	6	8	3	4	0.5-3	20\9	17	15	3800 X 2500 X2500
HHSM-640	4000	6	8	3	4	0.5-3	18\6	21	15	4800 X 2500 X2500
HHSM-650	5000	6	8	3	4	0.5-3	16\7	25	20	5800 X 2500 X2700
HHSM-660	6000	6	8	3	4	0.5-3	8\2	30	25	6800 X 2700 X2700
HHSM-815	1500	8	10	4	6	0.5-3	21\10	9	10	2250 X 2050 X2200
HHSM-820	2000	8	10	4	6	0.5-3	17\8	11	10	2750 X 2050 X2200
HHSM-825	2500	8	10	4	6	0.5-3	19\8	13	12.5	3300 X 2350 X2600
HHSM-830	3000	8	10	4	6	0.5-3	17\7	17	15	3800 X 2350 X2700
HHSM-840	4000	8	10	4	6	0.5-3	15\6	21	20	4800 X 2350 X2600
HHSM-850	5000	8	10	4	6	0.5-3	14\5	25	25	5800 X 2500 X2800
HHSM-860	6000	8	10	4	6	1-3	19\10	30	30	6800 X 2700 X3000
HHSM-1015	1500	10	13	6	8	1-3	18\8	9	30	2250 X 2050 X2700
HHSM-1020	2000	10	13	6	8	1-3	16\7	11	30	2750 X 2700 X2700
HHSM-1025	2500	10	13	6	8	1-3	15\7	13	30	3300 X 2500 X2800
HHSM-1030	3000	10	13	6	8	1-3	13\5	17	30	3800 X 2500 X2800
HHSM-1040	4000	10	13	6	8	1-3	12\5	21	30	4800 X 2600 X3000
HHSM-1050	5000	10	13	6	8	1-3	10\4	25	30	5800 X 2800 X3000
HHSM-1060	6000	10	13	6	8	1-3	12\5	30	30	6800 X 3000 X3200
HHSM-1315	1500	13	16	8	10	1-4	15\7	9	15	2300 X 2200 X2500
HHSM-1320	2000	13	16	8	10	1-4	10\4	11	15	2800 X 2200 X2500
HHSM-1325	2500	13	16	8	10	1-4	10\4	13	25	3350 X 2600 X2800
HHSM-1330	3000	13	16	8	10	1-4	8\4	17	25	3850 X 2600 X2800
HHSM-1340	4000	13	16	8	10	1-4	8\4	21	25	4850 X 2600 X2800
HHSM-1350	5000	13	16	8	10	1-4	6\2	25	30	5850 X 2800 X3000
HHSM -1360	6000	13	16	8	10	1-4	4\1	30	35	6800 X 3000 X3200

N B : The Above Specification are in mm only

1. Subject to modification & improvement without any notice.
2. We reserve all the rights to make changes in the specification without any prior notice to meet with contemplated batter performance of the machine.

We make quality and trust



H A R I H A R



Hydraulic
PRESS BRAKE
Machine



H A R I H A R

Model	Tonage	Bending Cap. M.M.(M.S)	Table Width	Clear Dintance	Ram Stroke	Open height	Depth	Power H.P	Speed APP. PRE. RET.	Packing Dimension M.M.(LXWXH)
HPBR-212	20	1270 X 2.5	125	900	100	250	200	3	35-9-60	1400 X 1050 X 1900
HPBR-215	20	1525 X 2	125	1100	100	250	200	3	35-9-60	1700 X 1050 X 1900
HPBR-312	30	1270 X 3	125	900	100	250	200	3	30-09-1953	1400 X 1050 X 1900
HPBR-315	30	1525 X 2.15	125	1100	100	250	200	3	30-09-1953	2700 X 1050 X 1900
HPBR-320	30	2030 X 2	125	1500	100	250	200	3	30-09-1953	2200 X 1050 X 1900
HPBR-325	30	2540 X 1.6	125	2000	100	250	200	3	30-09-1953	2700 X 1050 X 1900
HPBR-412	40	1270 X 4	150	900	100	250	200	5	35-9-55	1400 X 1050 X 1900
HPBR-415	40	1525 X 3	150	1100	100	250	200	5	35-9-55	1700 X 1050 X 1900
HPBR-420	40	2030 X 2.5	150	1550	100	250	200	5	35-9-55	2200 X 1050 X 1900
HPBR-425	40	2540 X 2	150	2000	100	250	200	5	35-9-55	2700 X 1050 X 1900
HPBR-430	40	3125 X 1.6	150	2500	400	250	200	5	30-07-1955	3300 X 1050 X 1900
HPBR-512	50	1270 X 5	175	900	125	250	200	5	30-07-1955	1400 X 1050 X 1900
HPBR-515	50	1525 X 4	175	1100	125	250	200	5	30-09-1955	1700 X 1050 X 1900
HPBR-520	50	2030 X 3	175	1550	125	250	200	5	30-07-1955	2200 X 1050 X 1900
HPBR-525	50	2540 X 2.5	175	2000	125	250	200	5	30-07-1955	3300 X 1050 X 1900
HPBR-530	50	3125 X 2	175	2500	125	250	200	5	25-06-1950	1400 X 1500 X 2000
HPBR-612	60	1270 X 4	175	900	125	330	200	5	25-06-1950	1700 X 1500 X 2000
HPBR-615	60	1525 X 5	175	1100	125	330	200	5	26-06-1950	2200 X 1500 X 2000
HPBR-620	60	2030 X 4	175	1550	125	330	200	5	26-06-1950	2700 X 1500 X 2000
HPBR-625	60	2540 X 3	175	2000	125	330	200	5	26-06-1950	3300 X 1500 X 2000
HPBR-30	60	3125 X 2.5	175	2500	125	330	200	5	26-06-1950	4200 X 1500 X 2000
HPBR-812	80	1270 X 8	200	400	125	330	250	7.5	37-6-41	1400 X 1500 X 2300
HPBR-815	80	1525 X 6	200	1100	150	330	250	7.5	37-6-41	1700 X 1500 X 2300
HPBR-820	80	2030 X 5	200	1550	150	330	250	7.5	37-6-41	2200 X 1500 X 2300
HPBR-825	80	2540 X 4	200	2000	150	330	250	7.5	37-6-41	2700 X 1600 X 2300
HPBR-830	80	3125 X 3	200	2500	150	330	250	7.5	37-6-41	3300 X 1600 X 2300
HPBR-840	80	4000 X 2.5	200	3500	150	330	250	7.5	37-6-41	4200 X 1500 X 2300
HPBR-1012	100	1270 X 10	200	900	150	330	250	7.5	40-5-40	1400 X 1500 X 2300

N B : The Above Specification are in mm only

1. Subject to modification & improvement without any notice.
2. We reserve all the rights to make changes in the specification without any prior notice to meet with contemplated batter performance of the machine.

We make quality and trust



HARIHAR GROUP OF COMPANIES

UNIT 1

Opp. Tata Perfect Show Room, Gondal Road, N.H.8-B,
Kothariya, Rajkot - 360004 (Gujarat) India.

UNIT 2

Ghanshyam Nagar -1, Dhebar Road, Nr. Jakat Naka, Nr
Sahajanand Foundry, Rajkot

 www.hariharpress.com  www.hariharpowerpress.com

 hariharmachinetools@gmail.com